






BOILING SPRINGS HIGH SCHOOL
2019-2020
RESEARCH GUIDE

November 2019 Edition


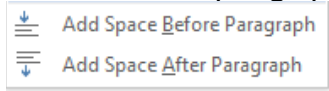

1. **General guidelines.** Type or word process your paper. Use 12 point Times New Roman font. Use high-quality, white, unlined 8 ½” by 11” paper.
2. **Margins.** Use one-inch margins at the top, sides, and bottom of each page.

Word 2016	Google Docs*
<ul style="list-style-type: none">• Click on the Page Layout tab.• Click on Margins.• Select Normal.	<ul style="list-style-type: none">• Click on File, Page Setup.• Select Portrait.• Set Margins to 1.

3. **Name and page numbers.** Place your last name, a space, and the page number at the top of each page of the paper. The name and page number should appear one-half inch from the top edge of the page, flush with the right-hand margin. Number the pages of the paper and the Works Cited list continuously, using Arabic numerals (1, 2, 3, and so on). Do not precede the page numbers with the word *page* or any abbreviation, such as *p.* or *pg.* Your name and page number will be placed within a Header.

Word 2016	Google Docs*
<ul style="list-style-type: none">• Click on the Insert tab.• Click on Header  Edit Header.• Type your last name and a space.• Click on Page Number  Top of Page  Select Right Aligned (3rd Option).• Click on the Home tab to change the font to 12 point Times New Roman.• Type your last name in front of the number.• Double-click below the dotted line to close the Header.	<ul style="list-style-type: none">• Click Insert  Header.• Right Align the Header.• Click Enter to make the Header ½” from the top.• Click Insert  Page Number.• Select the display where 1,2 are in the top right corner.• Click in front of the page number and type your last name and a space.• Select all, and set the font to 12 point Times New Roman.• Click in the document text to close the Header.

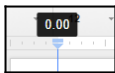
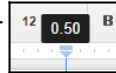
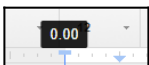
4. **Spacing.** Double-space the entire paper, including headings, titles, quotations, and text paragraphs. You will do this by setting the Line Spacing for the entire document to 2.0.

Word 2016	Google Docs*
<ul style="list-style-type: none">Click on the Home tab.Click on the Line and Paragraph Spacing toolbar button.Check 2.0 for double-spacing.  Make sure there is no after paragraph spacing. 	<ul style="list-style-type: none">Click on the Line Spacing toolbar button.Select Double. 

5. **Heading.** At the left margin of the first page, drop down one inch from the top edge of the sheet and enter, on separate lines, your complete name, your teacher's name, the name of your class, and the complete date in this form: 12 November 2015. Double-space the heading.
6. **Title.** On the line following the date, center the title of your paper. Use uppercase and lowercase letters, not all capitals, and italicize only those words that you would italicize in the body of your paper. Double-space between the date and title and between the title and the first paragraph of the paper.
7. **Indentations.** Indent the first line of each paragraph in your paper by pressing the **Tab** key on the keyboard once for a half-inch indent.
8. **Quotations of fewer than five lines.** If the quotation is fewer than five lines, put it in quotation marks and place it in the text of your paper.
9. **Quotations of more than four lines.** When a quoted passage is more than four lines long, set it off from the text of your paper in a separate block. Put a colon after the statement that introduces the quotation. Begin a new line. Indent the entire quotation one inch from the left-hand margin. Double-space the quotation, and do not enclose it in quotation marks. Even though parenthetical citations are normally placed before the end punctuation, in this case, place the parenthetical citation at the end of the quotation after the end punctuation. The sample paper at the end of this research guide contains an example.

10. **Works Cited list.** The Works Cited page should be separate from the text of the paper. On the Works Cited page, after your last name and page number, drop an additional one-half inch and center the title Works Cited. Do not underline the title or enclose it in quotation marks. Additional Works Cited pages do not need a title. Your page numbers should be continuous from the text of the paper through the Works Cited entries.

11. **Placement and spacing of Works Cited entries.** After the title, double-space and begin the first Works Cited entry. Double-space and alphabetize all the Works Cited entries. Entries should be alphabetized by their first words, whether the words are parts of titles or names. If an entry begins with a title, skip any initial article (*a*, *an*, or *the*) when alphabetizing. Begin the first line of each entry at the left margin. Indent subsequent lines of the same entry a half inch.

Word 2016	Google Docs
<ul style="list-style-type: none"> Click on the Home tab. Click on the bottom right corner of the Paragraph box. Under Indentation find the Special drop down box. Pull it down and select Hanging. Under By, enter 0.5. 	<ul style="list-style-type: none"> Click and drag the blue arrow pointing down on the ruler bar.  Drag it to 0.50.  Click on the blue rectangle on the ruler bar. Drag it back to 0.00. 

*Note: Although directions are provided for Google Docs, Microsoft Word is the recommended program to use in order to ensure appropriate formatting.

Forms for Works Cited Entries

Use these guidelines when writing parenthetical citations in your research paper.

- In general, omit titles, affiliations, and degrees that precede or follow names (i.e. PhD, Sister, SJ, Lady, Sir or Saint). A suffix that is an essential part of the name - like Jr. or a roman numeral - appears after the given name, preceded by a comma (i.e. Rockefeller, John D., IV or Rust, Arthur George, Jr.).
- Publishers often group some of their books under imprints, or special names. If an imprint appears on a title page along with the publisher's name, state the publisher's name only.

Forms for Parenthetical Documentation within Text

Use these guidelines when writing parenthetical citations in your research paper.

1. **Citations to avoid plagiarizing.** Every time you use an idea that is not your own or is not common knowledge, you must include a parenthetical citation indicating the source of the information. If you neglect to cite your source, you are plagiarizing. Plagiarism is a serious academic offense that can result in a failing grade for your written project.
2. **Word for word quotations.** If you quote directly from your source (word-for-word), you must also use quotation marks, or, if the quotation is more than four lines, indent the entire quote. See **9. Quotations of more than four lines** on page 3 in this guide for specific directions.
3. **In-text citations – Author.** A citation generally includes the author’s last name and the page number where the information was found. It does not include punctuation (except in specific circumstances as noted in the following examples) and does not include any page indicators, such as *p.* or *pg.*
4. **In-text citations – No Author.** In a parenthetical reference to a work alphabetized by title in the list of works cited, the full title (if brief) or a shortened version precedes the page. When abbreviating the title, begin with the word by which it is alphabetized. See Internet – No Author.
5. **In-text citations – Multiple Sources.** If you wish to include two or more works in a single parenthetical reference, cite each work as you normally would in a reference, and use semicolons to separate the citations (Leggett 96; “Arthur Miller,” *Critical*).
6. **Where to place in-text citations.** When you add a parenthetical citation, it should appear at the end of a sentence before the end punctuation, except in a quotation exceeding four lines or in a quotation ending in a question mark.
7. **Indirect quotations.** If what you quote is itself a quotation in your source, put the abbreviation *qtd. in* before your source. For example, (qtd. in Boswell 45).

The Core Elements The core elements of any entry in the works cited list are given below in the order in which they should appear. An element should be omitted from the entry if it's not relevant to the work being documented. Each element is followed by the punctuation mark shown unless it is the final element, which should end with a period.		
1.	Author.	One Author - Last, First.
		Two Authors - Last, First, and First Last.
		Three or More Authors - Last, First, et al.
		Two or More Books with the Same Author - Last Name. <i>Book Title</i> . ---. <i>Book Title</i> .
		Two or More Articles with the Same Author - Last Name. "Article Title." ---. "Article Title."
2.	Title of source.	<i>Book Title</i> .
		"Title of Article in a Book."
3.	Title of container,	<i>Book, Magazine, Journal, or Website Title</i> , (This container is for books included in a complete works book and also used for articles in a book, magazine, journal, or on a website.)
4.	Other contributors,	Edited by First Last, (Also used for Adapted, Directed, Illustrated, Introduction, Narrated, Performance, Translated.)
5.	Version,	Expanded ed., Updated ed., 7th ed., (Revise numbered editions as follows: Seventh Edition = 7 th ed.,)
6.	Number,	vol. 2 (one volume referenced that is preceded by a comma) Vol. 5 (one volume referenced that is preceded by a period)

		vol. 128, no. 1, (magazine or journal article volume and issue number that is preceded by a comma)
7.	Publisher,	<p>When you give publishers' names in the list of works cited, omit business words like Company (Co.), Corporation (Corp.), Incorporated (Inc.), and Limited (Ltd.). In the names of academic presses, replace University Press with UP. Otherwise, write publishers' names in full. Cite divisions, not imprints or parent companies.</p> <p>Oxford UP U of California P Penguin Press Lucent Books Pennsylvania State UP / Bibliographical Society of America (Co-Publishers)</p>
8.	Publication date,	<p>1999. (book or website copyright) 28 Dec. 2014, (article publication date - months other than May, June, July are abbreviated) Jan.-Feb. 2015, (article publication date - months other than May, June, July are abbreviated) Spring 2008, (season capitalized in works cited for article publication date)</p>
9.	Location.	<p>p. 9. (In print sources a page number is preceded by p.) pp. 74-94. (In print sources a page range is preceded by pp.) <i>Online Database Name</i> URL. (omit http:// or https:// for a website or item found online – i.e. a PDF file)</p>
10.	Optional Elements.	<p>If the title page or a preceding page indicates that a book you are documenting is part of a series, include the series name, neither italicized nor enclosed in quotation marks.</p> <p>Opposing Viewpoints. Point/Counterpoint. At Issue.</p>
11.	Date of Access.	Accessed 23 July 2017. (for online databases, websites, and other online sources)

Print Sources

Book - One Author

Last Name, First Name. *Book Title*. Publisher, Copyright Year.

(Last Name Page Number).

Galas, Judith. *Drugs and Sports*. Lucent Books, 1997.

(Galas 25).

Book - Two Authors

Last Name, First Name, and First Name Last Name. *Book Title*. Publisher, Copyright Year.

(Last Name and Last Name Page Number).

Gilbert, Sandra M., and Susan Gubar. *The Madwoman in the Attic: The Woman Writer and the Nineteenth-Century Literary Imagination*. Yale UP, 1979.

(Gilbert and Gubar 35).

Book - Three or More Authors

Last Name, First Name, et al. *Book Title*. Publisher, Copyright Year.

(Last Name, et al. Page Number).

Demko, George J., et al. *Exploring Visual Design*. Davis, 1987.

(Demko, et al. 77).

Two Books - Same Author

Note: If you use more than one book by the same author, put the sources in alphabetical order by title. Give the author's name for the first work. Thereafter, use three hyphens in place of the name.

Last Name, First Name. *Book Title*. Publisher, Copyright Year.

---. *Book Title*. Publisher, Copyright Year.

(Last Name, *Shortened Book Title* Page Number).

(Last Name, *Shortened Book Title* Page Number).

Steinbeck, John. *The Grapes of Wrath*. Penguin Books, 1999.

---. *The Pearl*. Bantam Books, 1945.

(Steinbeck, *Grapes* 38).

(Steinbeck, *The Pearl* 79).

Book – No Author Identified

Note: The title may appear abbreviated before the page number in parenthesis.

Book Title. Publisher, Copyright Year.

(*Shortened Book Title* Page Number).

Reading at Risk: A Survey of Literary Reading in America. National Endowment for the Arts, June 2004. Research Division Report 46.

(*Reading* 3).

Book - One Editor (No Author)

Last Name, First Name, editor. *Book Title*. Publisher, Copyright Year.

(Last Name Page Number).

Nabokov, Peter, editor. *Native American Testimony: A Chronicle of Indian-White Relations from Prophecy to the Present, 1492-2000*. Forward by Vine Deloria. Revised ed., Penguin Books, 1991.

(Nabokov 84).

Book - Two or Three Editors

Last Name, First Name, and First Name Last Name, editors. *Book Title*. Publisher, Copyright Year.

(Last Name and Last Name Page Number).

Bond, Peter, and Julia Conaway Bond, editors. *Dictionary of Italian Literature*. Greenwood, 1997.

(Bond and Bond 59).

Last Name, First Name, et al., editors. *Book Title*. Publisher, Copyright Year.

(Last Name, et al. Page Number).

Draper, James P., et al., editors. *Contemporary Literary Criticism*. Gale Research, 1995.

(Draper, et al. 73).

Book - Corporate Author

Note: When a work is published by an organization that is also its author, begin the entry with the title, skipping the author, and list the organization only as publisher. See the first example below.

Book Title. Publisher, Copyright Year.

(*Shortened Book Title* Page Number).

Cradle and Crucible: History and Faith in the Middle East. National Geographic, 2002.

(*Cradle* 56-57).

Organization. *Book Title*. Publisher, Copyright Year.

(Shortened Name of Organization).

United Nations. *Consequences of Rapid Population Growth in Developing Countries*. Taylor and Francis, 1991.

(United Nations).

Government Document

Government Agency Author. *Document Title*. Publisher, Copyright Year.

(Shortened Name of Agency Page Number).

National Commission on Terrorist Attacks upon the United States. The 9/11 Commission Report:

Final Report of the National Commission on Terrorist Attacks upon the United States.

Washington: GPO, 2004.

(National Commission 15).

Book – Series

Note: IF the title page or a preceding page indicates that a book you are documenting is part of a series, you might include the series name, neither italicized nor enclosed in quotation marks.

Last Name, First Name. *Book Title*. Publisher, Copyright Year. Series Name.

(Last Name Page Number).

Parks, Peggy J. *Animal Experimentation*. ReferencePoint Press, 2008. Compact Research.

(Parks 23).

Book – Article within a Book (also in a series)

Article Author Last Name, Article Author First Name. “Article Title.” *Book Title*, Edited by Editor

First Name Last Name. Publisher, Copyright Year, pp. Article Page Range. Series Name.

(Last Name Page Number).

Auerbach, Nina. “*Alice in Wonderland: A Curious Child*.” *Alice in Wonderland*, Edited by Donald J.

Gray, 3rd ed., W.W. Norton, 2013, pp. 315-22. Norton Critical Edition.

(Auerbach 320).

Heaney, Seamus. “Above the Brim.” *American Poets*, Edited by Harold Bloom. Chelsea House

Publishers, 2002, pp. 77-93. Modern Critical Views.

(Heaney 88).

Book – Work in an Anthology

Work Author Last Name, Work Author First Name. “Work Title.” *Book Title*, Edited by Editor First Name Last Name. Publisher, Copyright Year, pp. Work Page Range.

(Last Name Page Number).

Leggett, John. “Elements of Literature: Character.” *Elements of Literature*. Edited by Kyleene Beers and Lee Odell. 3rd Course, Holt, Rinehart, and Winston, 2007. pp. 96-97.

(Leggett 96).

Book – Edition Other than First

Last Name, First Name. *Book Title*. 2nd ed., Publisher, Copyright Year. Series Name.

(Last Name Page Number).

Use number format: 1st, 2nd, 3rd, etc. or Revised or Updated

Bellenir, Karen, ed. *Mental Health Information for Teens: Health Tips about Mental Wellness and Mental Illness*. 2nd ed., Omnigraphics, 2006. Teen Health Series.

(Bellenir 33).

Introduction, Preface, Foreword, Afterword

Part Last Name, Part First Name. Part. *Book Title*, by Book Author First Name Last Name, Publisher, Copyright Year. pp. Part Page Range.

(Part Last Name Part Page Number).

Paterno, Joe. Foreword. *Miracle in the Making: The Adam Taliaferro Story*, by Scott Brown and Sam Carchidi, Triumph Books, 2009. pp. ix-x.

(Paterno ix).

If provided, use individual article author and title in addition to the Multivolume citation information for books like *Beacham's, Critical Survey of Long Fiction, Encyclopedia of Themes in Literature*, and all of the *Masterplots*.

Book – Article in a Multivolume Work

Article Author Last Name, First Name. "Article Title." *Book Title*. Edited by Editor First Name Last

Name, Series, Revised ed., vol. #, Publisher, Copyright Year. pp. Work Page Range.

(Last Name Page Number).

When relevant, use number format: 1st, 2nd, 3rd, etc. or Revised or Updated

Bruckner, Sally. "The Scarlet Letter." *Masterplots*, Edited by Frank N. Magill, Revised 2nd ed., vol.

5, Salem Press, 2000. pp. 5847-51.

(Bruckner 5848).

Marks, Patricia. "Nathaniel Hawthorne." *Critical Survey of Long Fiction*. Edited by Frank N. Magill,

English Language Series, Revised ed., vol. 4. Salem Press, 1991. pp. 1569-83.

(Marks 1572).

Singleton, Carl. "The Bluest Eye." *Masterplots II*. Edited by Steven G. Kellman, American Fiction

Series, Revised ed., vol. 4. Salem Press, 2000. pp. 291-5.

(Singleton 294).

Book – More than one Article Same Author in a Multivolume Work

Article Author Last Name, First Name. "Article Title." *Book Title*. Edited by Editor First Name Last

Name, Series, Revised ed., vol. #, Publisher, Copyright Year. pp. Work Page Range.

(Last Name Page Number).

Sterling, Laurie A. "Hawthorne, Nathaniel *The Scarlet Letter* (1850)." *Encyclopedia of Themes in*

Literature, Edited by Jennifer McClinton-Temple, vol. 2, Facts on File, 2011. pp. 534-5.

---. "Individual and Society in *The Scarlet Letter*." *Encyclopedia of Themes in Literature*, Edited by

Jennifer McClinton-Temple, vol. 2, Facts on File, 2011. pp. 534-5.

(Sterling, "Hawthorne" 534).

When one author writes multiple articles, alphabetize by article title. List the author's name only for the first entry; for any subsequent entries, use ---. in place of the author's name.

(Sterling, "Individual" 535).

Book – Multivolume Work (one volume)

Note: Within the parenthetical citation, include the number of the volume you used, followed by a colon, one space and the page number.

Book Title. Edited by Editor First Name Last Name, vol. #, Publisher, 2001.

(*Shortened Book Title* Volume Number: Page Number).

Medieval World. Edited by Sally MacEachern, vol. 2, Grolier Educational, 2001.

(*Medieval* 2: 55).

Book – Multivolume Work (more than one volume)

Book Title. Edited by Editor First Name Last Name, 2001. # vols. Publisher.

(*Book Title*, Volume Number: Page Number).

(*Book Title*, Volume Number: Page Number).

Medieval World. Edited by Sally MacEachern, 2001. 10 vols. Grolier Educational.

(*Medieval* 7: 55).

(*Medieval* 9: 46).

Encyclopedia Article – Specialized Encyclopedia, Author Identified

Last Name, First Name. "Article Title." *Book Title*. Publisher, Copyright Year.

(Last Name Page Number).

Longshore, David. "Hurricane Warnings." *Encyclopedia of Hurricanes, Typhoons, and Cyclones*.

Facts on File, 1998.

(Longshore 181).

Encyclopedia Article – No Author Identified

"Article Title." *Book Title*. International ed., Publisher, Copyright Year.

("Shortened Article Title" Page Number).

"League of Nations." *Encyclopedia Americana*. International ed., Grolier Academic Reference,

1996.

("League" 54).

E-Books

Note: If a work you use is published in more than one medium (e.g., a book that is also published on the Web), follow the format for the medium of the component you primarily consulted. In the place for the medium of publication, specify alphabetically all the media you consulted.

E-Books Found Online

Last Name, First Name. *Book Title*. Publisher, Copyright Year. *Google Books*. [URL](#). Accessed Day

Month Year.

(Last Name Page Number).

Lazo, Caroline Evensen. *F. Scott Fitzgerald: Voice of the Jazz Age*. Twenty-First Century Books,

2003. *Google Books*. [books.google.com/books/about/F_Scott_Fitzgerald.html?](https://books.google.com/books/about/F_Scott_Fitzgerald.html?id=HABKH7i-7UUC)

[id=HABKH7i-7UUC](https://books.google.com/books/about/F_Scott_Fitzgerald.html?id=HABKH7i-7UUC). Accessed 27 Sept. 2017.

(Lazo 8).

E-Books in Online Database

Last Name, First Name. *Book Title*. Publisher, Copyright Year. *Database*. [URL](#). Accessed Day
Month Year.

(Last Name Page Number).

Hook, Andrew. *F. Scott Fitzgerald : A Literary Life*. Palgrave Macmillan, 2002. *eBook Collection*.
search.ebscohost.com/login.aspx?direct=true&db=nlebk&AN=98582&site=ehost-live.
Accessed 23 Oct. 2012.

(Hook 26).

Personal Interview

Interviewee Last Name, First Name. Personal interview. Day Month Year.

(Interviewee Last Name Year).

Poussaint, Alvin F. Personal interview. 22 July 2007.

(Poussaint 1993).

Online Sources – Subscriptions

Note: Your teacher may adapt these directions for specific courses or assignments.

Article in Online Database

Day Month Year OR Year OR Season Year

Last Name, First Name. "Article Title." *Source Title*, New ed., Last Update. *Database*, [URL](#).

Accessed Day Month Year.

(Last Name).

Only italicize the book title if the novel is included.

Bloom, Harold. "Background to *The Scarlet Letter*." *The Scarlet Letter*, New ed., 2017. *Bloom's Literature*, online.infobase.com/Auth/Index?aid=105106&itemid=WE54&articleId=2124.

Accessed 30 Oct. 2017.

(Bloom).

Volume and Issue (if applicable)

pp. if page range (i.e. – pp. 91-95.)

Last Name, First Name. "Article Title." *Source Title*, vol. #, no. #, Last Update, p. #. *Database*, [URL](#). Accessed Day Month Year.

(Last Name page number).

Dunbar, Donnette. "Laugh Your Way to Better Health." *Heart & Soul*, vol. 7, no. 2, Apr.-May 2000, p. 91. *MasterFILE Main Edition*, search.ebscohost.com/login.aspx?direct=true&db=mfm&AN=2949074&site=ehost-live. Accessed 27 Sept. 2017.

(Dunbar 91).

Article in Online Database (continued)

Last Name, First Name. "Article Title." *Source Title*, vol. #, Last Update. *Database*, [URL](#). Accessed Day Month Year.

Evans, Robert C. "The Scarlet Letter." *Student's Encyclopedia of Great American Writers*, vol. 2, 2017. *Bloom's Literature*, online.infobase.com/Auth/Index?aid=105106&itemid=WE54&articleId=478874. Accessed 30 Oct. 2017.

(Last Name).

(Evans).

Last Name, First Name. "Article Title." *Source Title*, Last Update. *Database*, [URL](#). Accessed Day Month Year.

Sterling, Laurie A. "The Scarlet Letter." *Encyclopedia of Themes in Literature*, 2017. *Bloom's Literature*, online.infobase.com/HRC/Search/Details/38887?q=the%20scarlet%20letter. Accessed 30 Oct. 2017.

(Last Name).

(Sterling).

Article in Online Database – No Author, Same Title

"Article Title." *Source Title*, Last Update. *Database*, [URL](#). Accessed Day Month Year.

“Arthur Miller.” *Critical Companion to Eugene O'Neill: A Literary Reference to His Life and Work*,
Critical Companion, 2009. *Bloom's Literature*,

[online.infobase.com/HRC/Search/Details/53296?q=Arthur Miller](http://online.infobase.com/HRC/Search/Details/53296?q=Arthur+Miller). Accessed 18 Sept. 2015.

(“Shortened Article Title,” *Shortened Source Title*).

(“Arthur Miller,” *Critical*).

“Article Title.” *Source Title*, 3rd ed., Last Update. *Database*, [URL](#). Accessed Day Month Year.

(“Shortened Article Title,” *Shortened Source Title*).

“Arthur Miller.” *Encyclopedia of American Literature*, 3rd Edition, 2013. *Bloom's Literature*,

[online.infobase.com/HRC/Search/Details/28671?q=Arthur Miller](http://online.infobase.com/HRC/Search/Details/28671?q=Arthur+Miller). Accessed 27 Sept. 2017.

(“Arthur Miller,” *Encyclopedia*).

Online Sources - Websites

Internet – One Author

ONLY if different from *Title*

Last Name, First Name. "Title of Article/Section." *Title of Website*. Publisher of Website, Last Update. [URL](#). Accessed Day Month Year.

(Last Name).

Ross, Don. "Game Theory." *Stanford Department of Philosophy*. Stanford University, 9 Dec. 2014. plato.stanford.edu/entries/game-theory/. Accessed 27 Sept. 2017.

(Ross).

Last Name, First Name. "Title of Article/Section." *Title of Website*. Last Update. [URL](#). Accessed Day Month Year.

(Last Name).

Lundman, Susan. "How to Make Vegetarian Chili." *eHow*, 6 July 2015.

www.ehow.com/how_10727_make-vegetarian-chili.html. Accessed 27 Sept. 2017.

(Lundman).

Internet – No Author

"Title of Article/Section." *Title of Website*. Last Update. [URL](#). Accessed Day Month Year.

("Shortened Title of Article/Section").

"Mandatory Testing Sure to Stir the Pot." *ESPN*. 30 Jan. 2004. www.espn.com/nba/columns/story?columnist=hughes_frank&id=1722148. Accessed 28 Sept. 2017.

("Mandatory").

Other Online Sources

Tweet

@username. "text of tweet." *Twitter*, Day Month Year, Time, [Link to Tweet](#). Accessed Day Month Year.

(@username).

@persiankiwiw. "We have report of large street battles in east & west of Tehran now - #Iraelection." *Twitter*, 23 June 2009, 11:15 a.m., twitter.com/persiankiwi/status/2298106072. Accessed 27 Sept. 2017.

(@persiankiwiw).

A ListServ, Discussion Group, or Blog Post

Username [First and Last Name]. "Title of Post" *Title of Group/Blog*, Day Month Year of Post, [URL](#). Accessed Day Month Year.

(Username).

Salmar1515 [Sal Hernandez]. "Re: Best Strategy: Fenced Pastures vs. Max Number of Rooms?" *BoardGameGeek*, 29 Sept. 2008, boardgamegeek.com/thread/343929/best-strategy-fenced-pastures-vs-max-number-rooms. Accessed 5 Apr. 2009.

(Salmar1515).

A YouTube Video

Last Name, First Name. "Video Title." *YouTube*, uploaded by First Name Last Name or Organization, Day Month Year Uploaded, [URL](#). Accessed Day Month Year.
(Last Name).

McGonigal, Jane. "Gaming and Productivity." *YouTube*, uploaded by Big Think, 3 July 2012, www.youtube.com/watch?v=mkdzy9bWW3E. Accessed 27 Sept. 2017.
(McGonigal).

A Subscription Video (Amazon, Hulu, Netflix, etc.)

Note: Use www.imdb.com to learn more about directors and writers for published, non-YouTube videos.

Last Name, First Name, and First Name Last Name. *Video Title*, Directed by First Name Last Name.
Service Name, Copyright Year.
(Last Name and Last Name).

Cowperthwaite, Gabriela, and Eli B. Despres. *Blackfish*, Directed by Gabriela Cowperthwaite.
Netflix, 2013.
(Cowperthwaite and Despres).